

## Primare CD15 - RS232 Command List

Settings

Buad Rate: 115200






2018-11-12
















Data bits: 8

Tested with v1.62

Parity: None

Stop bits: 1

Function	Command sequence		Description	Reply from CD15
<b>Operate/Standby Toggle</b>	0x02 0x57 0x01 0x00 0x10 0x03	02 57 01 00 10 03	Power toggle	See reply below
<b>Operate/Standby</b>	0x02 0x57 0x81 0x00 0x10 0x03	02 57 81 00 10 03	Standby	0x02 0x01 0x00 0x10 0x03
	0x02 0x57 0x81 0x01 0x10 0x03	02 57 81 01 10 03	Operate	0x02 0x01 0x01 0x10 0x03
<b>Volume Decrease/Increase</b>	0x02 0x57 0x03 0xff 0x10 0x03	02 57 03 ff 10 03	volume decrease	See below
	0x02 0x57 0x03 0x01 0x10 0x03	02 57 03 01 10 03	volume increse	See below
<b>Volume Set</b>	0x02 0x57 0x83 0x00 0x10 0x03	02 57 83 00 10 03	0db	0x02 0x03 0x00 0x10 0x03
	0x02 0x57 0x83 0x01 0x10 0x03	02 57 83 01 10 03	1db	0x02 0x03 0x01 0x10 0x03
	0x02 0x57 0x83 0x02 0x10 0x03	02 57 83 02 10 03	2db	0x02 0x03 0x02 0x10 0x03
	0x02 0x57 0x83 0xYY 0x10 0x03	02 57 83 YY 10 03	YYdb	0x02 0x03 0xYY 0x10 0x03
	0x02 0x57 0x83 0x63 0x10 0x03	02 57 83 63 10 03	99db	0x02 0x03 0x63 0x10 0x03
<b>Balance Toggle</b>	0x02 0x57 0x04 0xff 0x10 0x03	02 57 04 ff 10 03	step left	See below
	0x02 0x57 0x04 0x01 0x10 0x03	02 57 04 01 10 03	step right	See below
<b>Balance Set</b>	0x02 0x57 0x84 0x01 0x10 0x03	02 57 84 01 10 03	"00LR-9",	0x02 0x04 0x01 0x10 0x03
	0x02 0x57 0x84 0x02 0x10 0x03	02 57 84 02 10 03	"00LR-8",	0x02 0x04 0x02 0x10 0x03
	0x02 0x57 0x84 0x03 0x10 0x03	02 57 84 03 10 03	"00LR-7",	0x02 0x04 0x03 0x10 0x03
	0x02 0x57 0x84 0x04 0x10 0x03	02 57 84 04 10 03	"00LR-6",	0x02 0x04 0x04 0x10 0x03
	0x02 0x57 0x84 0x05 0x10 0x03	02 57 84 05 10 03	"00LR-5",	0x02 0x04 0x05 0x10 0x03
	0x02 0x57 0x84 0x06 0x10 0x03	02 57 84 06 10 03	"00LR-4",	0x02 0x04 0x06 0x10 0x03
	0x02 0x57 0x84 0x07 0x10 0x03	02 57 84 07 10 03	"00LR-3",	0x02 0x04 0x07 0x10 0x03
	0x02 0x57 0x84 0x08 0x10 0x03	02 57 84 08 10 03	"00LR-2",	0x02 0x04 0x08 0x10 0x03
	0x02 0x57 0x84 0x09 0x10 0x03	02 57 84 09 10 03	"00LR-1",	0x02 0x04 0x09 0x10 0x03
	0x02 0x57 0x84 0x0a 0x10 0x03	02 57 84 0a 10 03	"00LR00",	0x02 0x04 0x0A 0x10 0x03
	0x02 0x57 0x84 0x0b 0x10 0x03	02 57 84 0b 10 03	"-1LR00",	0x02 0x04 0x0B 0x10 0x03
	0x02 0x57 0x84 0x0c 0x10 0x03	02 57 84 0c 10 03	"-2LR00",	0x02 0x04 0x0C 0x10 0x03
	0x02 0x57 0x84 0x0d 0x10 0x03	02 57 84 0d 10 03	"-3LR00",	0x02 0x04 0x0D 0x10 0x03
	0x02 0x57 0x84 0x0e 0x10 0x03	02 57 84 0e 10 03	"-4LR00",	0x02 0x04 0x0E 0x10 0x03
	0x02 0x57 0x84 0x0f 0x10 0x03	02 57 84 0f 10 03	"-5LR00",	0x02 0x04 0x0F 0x10 0x03
	0x02 0x57 0x84 0x10 0x10 0x03	02 57 84 10 10 03	"-6LR00",	0x02 0x04 0x10 0x10 0x03
	0x02 0x57 0x84 0x11 0x10 0x03	02 57 84 11 10 03	"-7LR00",	0x02 0x04 0x11 0x10 0x03
0x02 0x57 0x84 0x12 0x10 0x03	02 57 84 12 10 03	"-8LR00",	0x02 0x04 0x12 0x10 0x03	
0x02 0x57 0x84 0x13 0x10 0x03	02 57 84 13 10 03	"-9LR00",	0x02 0x04 0x13 0x10 0x03	
<b>Mute toggle</b>	0x02 0x57 0x09 0x00 0x10 0x03	02 57 09 00 10 03	mute toggle	See below
<b>Mute set</b>	0x02 0x57 0x89 0x00 0x10 0x03	02 57 89 00 10 03	mute disable	0x02 0x09 0x00 0x10 0x03
	0x02 0x57 0x89 0x01 0x10 0x03	02 57 89 01 10 03	mute enable	0x02 0x09 0x01 0x10 0x03
<b>Dim Cycle</b>	0x02 0x57 0x0a 0x00 0x10 0x03	02 57 0a 00 10 03	Dim cycle	See below
<b>Dim Set</b>	0x02 0x57 0x8a 0x00 0x10 0x03	02 57 8a 00 10 03	DIM OFF	0x02 0x0a 0x00 0x10 0x03
	0x02 0x57 0x8a 0x01 0x10 0x03	02 57 8a 01 10 03	DIM LOW	0x02 0x0a 0x01 0x10 0x03
	0x02 0x57 0x8a 0x02 0x10 0x03	02 57 8a 02 10 03	DIM MID	0x02 0x0a 0x02 0x10 0x03
	0x02 0x57 0x8a 0x03 0x10 0x03	02 57 8a 03 10 03	DIM HIGH	0x02 0x0a 0x03 0x10 0x03
<b>Verbose toggle</b>	0x02 0x57 0x0d 0x00 0x10 0x03	02 57 0d 00 10 03	Toggle verbose	See below
<b>Verboser set</b>	0x02 0x57 0x8d 0x00 0x10 0x03	02 57 8d 00 10 03	Disable verbose	0x02 0x0d 0x00 0x10 0x03
	0x02 0x57 0x8d 0x01 0x10 0x03	02 57 8d 01 10 03	Enable verbose	0x02 0x0d 0x01 0x10 0x03
<b>Menu Toggle</b>	0x02 0x57 0x0e 0x00 0x10 0x03	02 57 0e 00 10 03	Enter or leavers menu of device	See below
<b>Menu Set</b>	0x02 0x57 0x8e 0x00 0x10 0x03	02 57 8e 00 10 03	Exit	02 0x0e 0x00 0x10 0x03
	0x02 0x57 0x8e 0x01 0x10 0x03	02 57 8e 01 10 03	Enter	02 0x0e 0x01 0x10 0x03
<b>IR Input toggle</b>	0x02 0x57 0x12 0x00 0x10 0x03	02 57 12 00 10 03	ir toggle	See below
<b>IR Input set</b>	0x02 0x57 0x92 0x00 0x10 0x03	02 57 92 00 10 03	Front ir	0x02 0x12 0x00 0x10 0x03
	0x02 0x57 0x92 0x01 0x10 0x03	02 57 92 01 10 03	Back ir	0x02 0x12 0x01 0x10 0x03
<b>Factory reset</b>	0x02 0x57 0x13 0x00 0x10 0x03	02 57 13 00 10 03	Factory reset	0x02 0x13 0x01 0x10 0x03
<b>Read manufacturer</b>	0x02 0x52 0x15 0x00 0x10 0x03	02 52 15 00 10 03	read manufacturer	
<b>Read model</b>	0x02 0x52 0x16 0x00 0x10 0x03	02 52 16 00 10 03	read model name	
<b>Read version</b>	0x02 0x52 0x17 0x00 0x10 0x03	02 52 17 00 10 03	Read current software version	
<b>BT visible toggle</b>	0x02 0x57 0x18 0x00 0x10 0x03	02 57 18 00 10 03	BT visible toggle	See below
<b>BT visible set</b>	0x02 0x57 0x98 0x00 0x10 0x03	02 57 98 00 10 03	BT visible disable	0x02 0x18 0x00 0x10 0x03
	0x02 0x57 0x98 0x01 0x10 0x03	02 57 98 01 10 03	BT visible enable	0x02 0x18 0x01 0x10 0x03
<b>BT Auto-Connect toggle</b>	0x02 0x57 0x19 0x00 0x10 0x03	02 57 19 00 10 03	BT Auto-Con toggle	See below
<b>BT Auto-Connect set</b>	0x02 0x57 0x99 0x00 0x10 0x03	02 57 99 00 10 03	BT Auto-Con disable	0x02 0x19 0x00 0x10 0x03
	0x02 0x57 0x99 0x01 0x10 0x03	02 57 99 01 10 03	BT Auto-Con enable	0x02 0x19 0x01 0x10 0x03
<b>Read BT name</b>	0x02 0x52 0x1c 0x00 0x10 0x03	02 52 1c 00 10 03		
<b>Remote commands over RS232</b>				
<b>Standby toggle</b>		0x02 0x57 0x0f 0x03 0x10 0x03	02 57 0f 03 10 03	Power toggle
<b>Operate</b>		0x02 0x57 0x0f 0x01 0x10 0x03	02 57 0f 01 10 03	Operate
<b>Standby</b>		0x02 0x57 0x0f 0x03 0x10 0x03	02 57 0f 03 10 03	Power toggle
<b>UP</b>		0x02 0x57 0x0f 0x1a 0x10 0x03	02 57 0f 1a 10 03	Arrow up
<b>DOWN</b>		0x02 0x57 0x0f 0x1b 0x10 0x03	02 57 0f 1b 10 03	Arrow down

<b>LEFT</b>		0x02 0x57 0x0f 0x1c 0x10 0x03	02 57 0f 1c 10 03	Arrow left	
<b>RIGHT</b>		0x02 0x57 0x0f 0x1d 0x10 0x03	02 57 0f 1d 10 03	Arrow right	
<b>MUTE</b>		0x02 0x57 0x0f 0x2d 0x10 0x03	02 57 0f 2d 10 03	Mute toggle	
<b>DIM</b>		0x02 0x57 0x0f 0x31 0x10 0x03	02 57 0f 31 10 03	Cycle dim mode	
<b>MENU</b>		0x02 0x57 0x0f 0x33 0x10 0x03	02 57 0f 33 10 03	Toggle menu	
<b>SELECT</b>		0x02 0x57 0x0f 0x1e 0x10 0x03	02 57 0f 1e 10 03	select item in menu	
<b>RETURN</b>		0x02 0x57 0x0f 0x1f 0x10 0x03	02 57 0f 1f 10 03	Navigate back in menus	
<b>RED</b>				n/a	
<b>GREEN</b>				n/a	
<b>YELLOW</b>				n/a	
<b>BLUE</b>				n/a	
<b>info (short press)</b>		0x02 0x57 0x0f 0x2f 0x10 0x03	02 57 0f 2f 10 03	Step between elapsed/remaining time	
<b>info (long press)</b>		0x02 0x57 0x0f 0x30 0x10 0x03	02 57 0f 30 10 03	Show/remove network info	
<b>1</b>		0x02 0x57 0x0f 0x06 0x10 0x03	02 57 0f 06 10 03	Track #1	
<b>2</b>		0x02 0x57 0x0f 0x08 0x10 0x03	02 57 0f 08 10 03	Track #2	
<b>3</b>		0x02 0x57 0x0f 0x0a 0x10 0x03	02 57 0f 0a 10 03	Track #3	
<b>14</b>		0x02 0x57 0x0f 0x07 0x0c 0x10 0x03	02 57 0f 07 0c 10 03	Track #14	
<b>X</b>		0x02 0x57 0x0f 0xY 0x10 0x03	02 57 0f Y 10 03	Track #Y	
<b>199</b>		0x02 0x57 0x0f 0x05 0x16 0x16 0x10 0x03	02 57 0f 05 16 16 10 03	Track #199	
<b>Volume +</b>		0x02 0x57 0x0f 0x18 0x10 0x03	02 57 0f 18 10 03	Increase volume	
<b>Volume -</b>		0x02 0x57 0x0f 0x19 0x10 0x03	02 57 0f 19 10 03	Decrease volume	
<b>Previous</b>		0x02 0x57 0x0f 0x28 0x10 0x03	02 57 0f 28 10 03	Jumps to previous track	
<b>Next</b>		0x02 0x57 0x0f 0x27 0x10 0x03	02 57 0f 27 10 03	Jumps to next track	
<b>FFWD</b>		0x02 0x57 0x0f 0x29 0x10 0x03	02 57 0f 29 10 03	Fast-forward	
<b>FRWD</b>		0x02 0x57 0x0f 0x2a 0x10 0x03	02 57 0f 2a 10 03	Fast-rewind	
<b>Play/Pause</b>		0x02 0x57 0x0f 0x23 0x10 0x03	02 57 0f 23 10 03	Toggle play/pause	
<b>PLAY</b>		0x02 0x57 0x0f 0x21 0x10 0x03	02 57 0f 21 10 03	Play	
<b>PAUSE</b>		0x02 0x57 0x0f 0x22 0x10 0x03	02 57 0f 22 10 03	Pause	
<b>STOP</b>		0x02 0x57 0x0f 0x25 0x10 0x03	02 57 0f 25 10 03	Stop	
<b>EJECT</b>		0x02 0x57 0x0f 0x24 0x10 0x03	02 57 0f 24 10 03	Eject disc	
<b>INSERT</b>		0x02 0x57 0x0f 0x26 0x10 0x03	02 57 0f 26 10 03	Insert disc	
<b>Repeat</b>		0x02 0x57 0x0f 0x2b 0x10 0x03	02 57 0f 2b 10 03	Toggle repeat, repeat all, repeat off	